



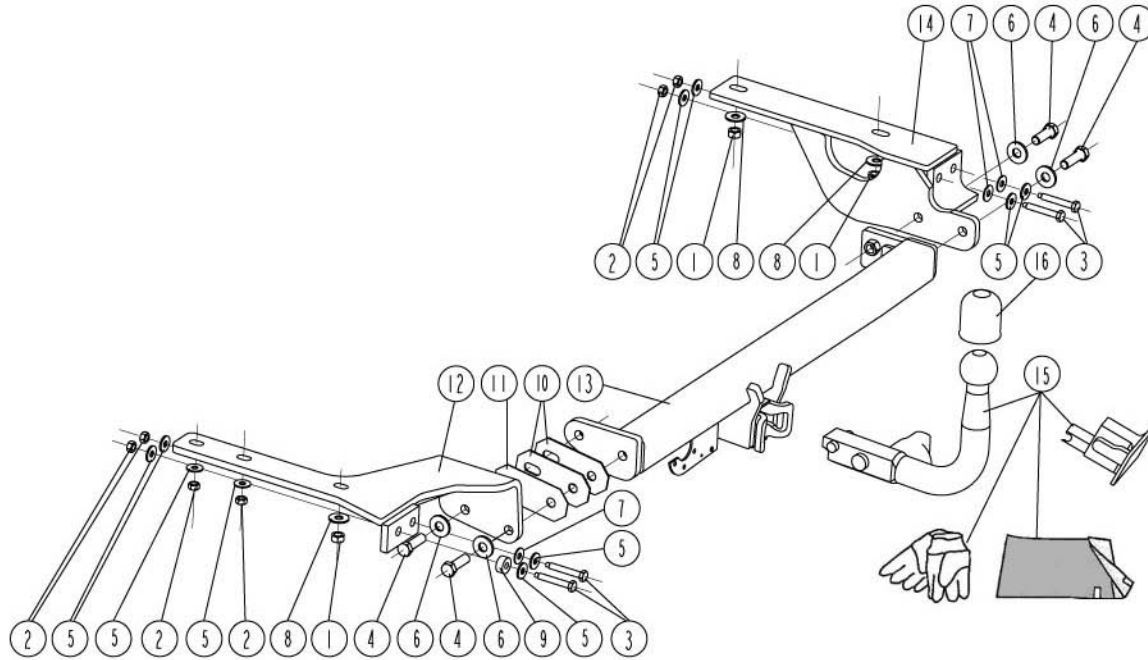


Montagehandleiding Fitting instruction Montageanleitung Description de montage Instrucciones de montaje Montagevejledning Monteringsveiledning Monteringshandledning Asennusohje Istruzioni di montaggio Návod k montáži	PEUGEOT 307 CC	 EC 94/20	 1831 kg	 1550 kg	 65 kg	<b>D</b> waarde value Wert valeur 8,23 kN	<table border="1"> <tr> <td>NL</td><td>D</td><td>GB</td><td>N</td><td>SF</td><td>I</td></tr> <tr> <td>F</td><td>E</td><td>DK</td><td>S</td><td>CS</td><td></td></tr> </table>	NL	D	GB	N	SF	I	F	E	DK	S	CS	
	NL						D	GB	N	SF	I								
F	E	DK	S	CS															
2003 → TYPE 027063	e4 00- 2263	(c) BOSAL 18-11-2003	Issue 00																



Raadpleeg uw dealer voor de max. massa die uw wagen mag trekken.

Die maximale Anhängelast ihres Fahrzeuges können Sie im Fahrzeugschein oder im Benutzerhandbuch nachlesen.

For the max. trailer weight of your car please refer to the owner's manual or your car homologation documents.

Pour connaître le poids maxi remorquable pour votre voiture consulter la notice d'utilisation de votre voiture ou la carte grise.

Consulte a su distribuidor sobre el peso máximo que puede remolcar su vehículo.

Deres forhandler vil kunne oplyse Dem om den højst tilladte vægt efter Deres køretøj.

Ta kontakt med forhandleren angående den maksimale vekt som bilen kan trekke.





Se handboken eller registreringsbevis för max släpvningsvikt för din bil.





Tarkista suurin sallittu vetopaino ajoneuvon ohjekirjasta tai rekisteriotteesta.


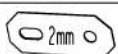

Per conoscere il peso massimo rimorchiabile dalla propria autovettura, fare riferimento al manuale d'istruzione od ai documenti di omologazione della vettura stessa.




Maximální přípustná hmotnost přívěsu pro Vaše vozidlo je uvedena v technickém průkazu, nebo v uživatelské příručce.

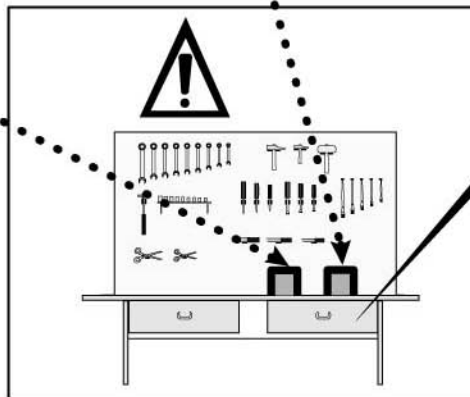




Meegeleverde onderdelen Mitgelieferte Befestigungsteile Provided parts Materiel de fixation joint	Piezas incluidas Medfølgende komponenter Vedlagt festemateriell Medföljande komponenter	Mukana tulevat osat Componenti forniti a corredo Dodané upevňovací díly
--	--	---

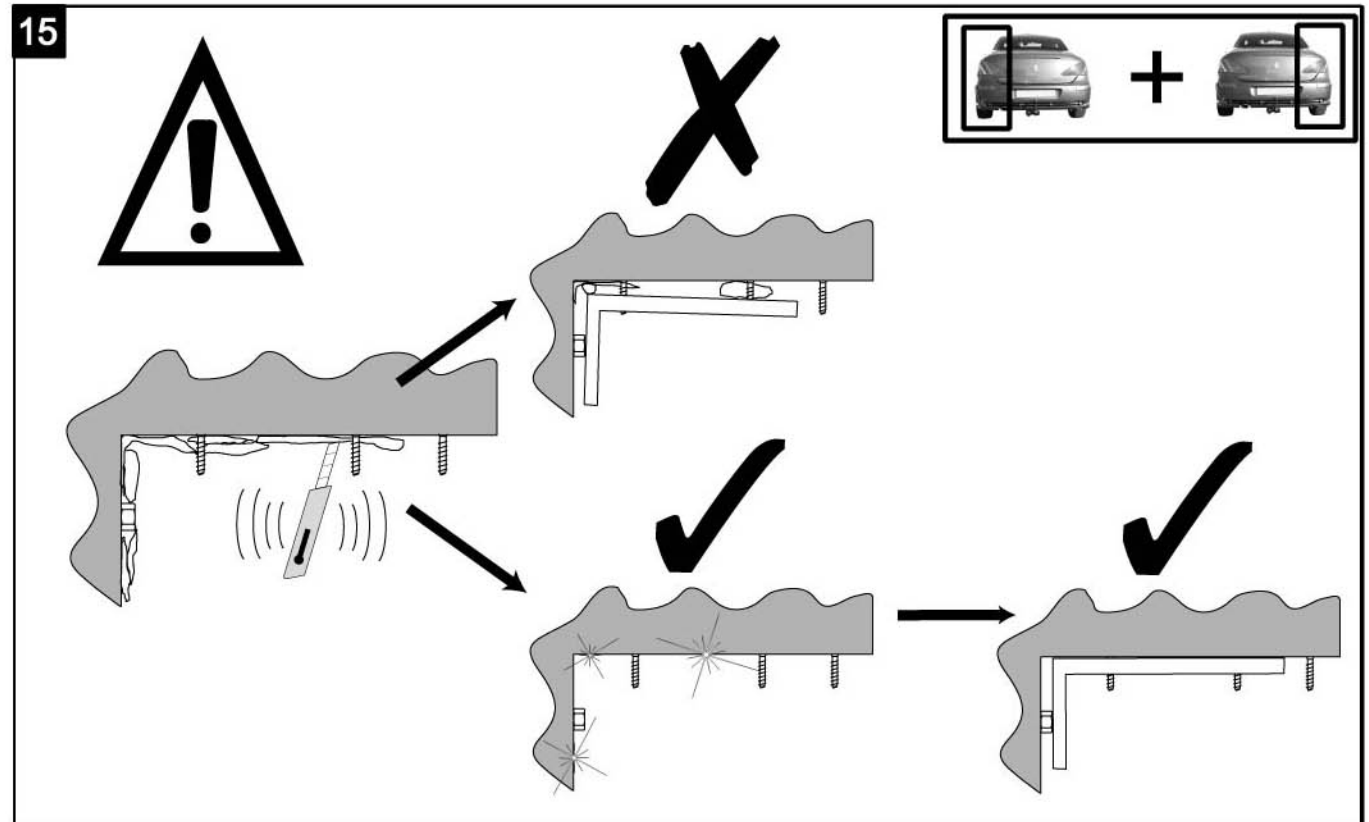



	N°	Nbr.
	HM10	1 x 3
	HM8	2 x 6
	HM8 x 55	3 x 4
	HM12 x 40	4 x 4


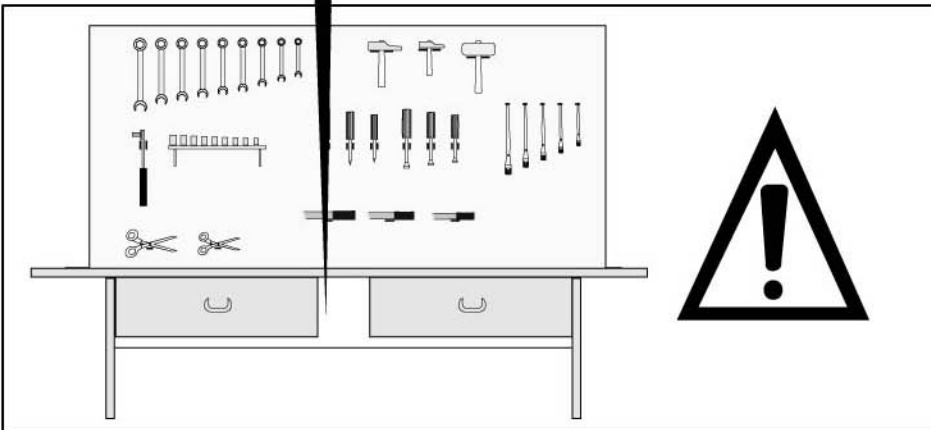

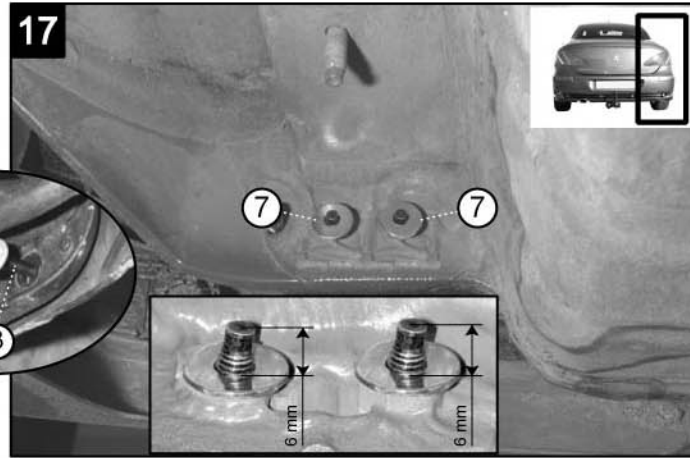

	N°	Nbr.
 Int.8 Ext.22	5	x 10
 Int.12 Ext.30	6	x 4
 Int.9 Ext.22	7	x 3
 Int.11 Ext.27	8	x 3

	N°	Nbr.
	9	x 1
 2mm	10	x 2
 1mm	11	x 1








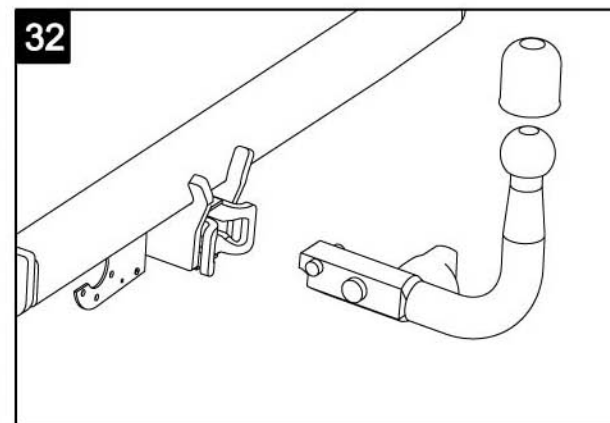


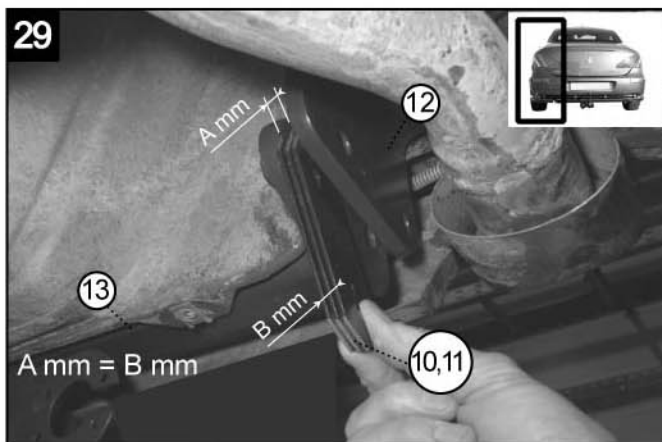







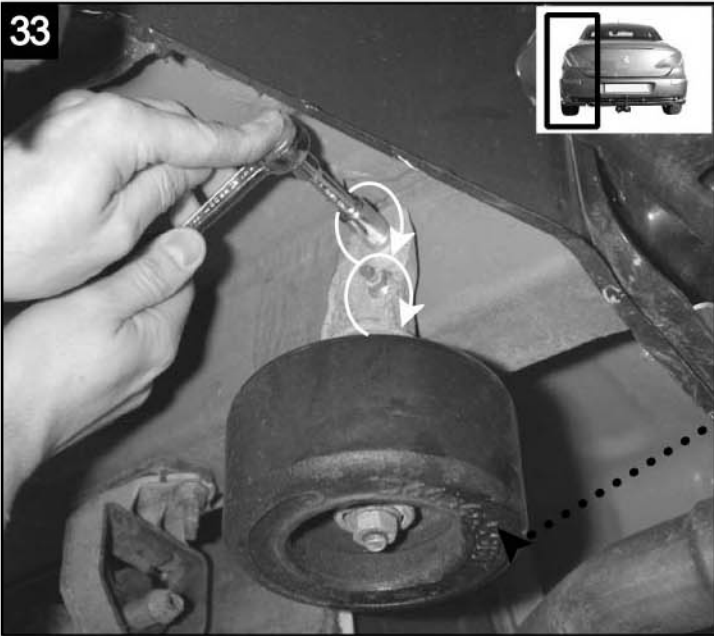




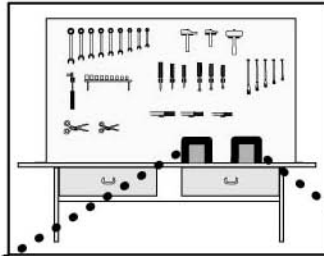




33



34



35



36

